

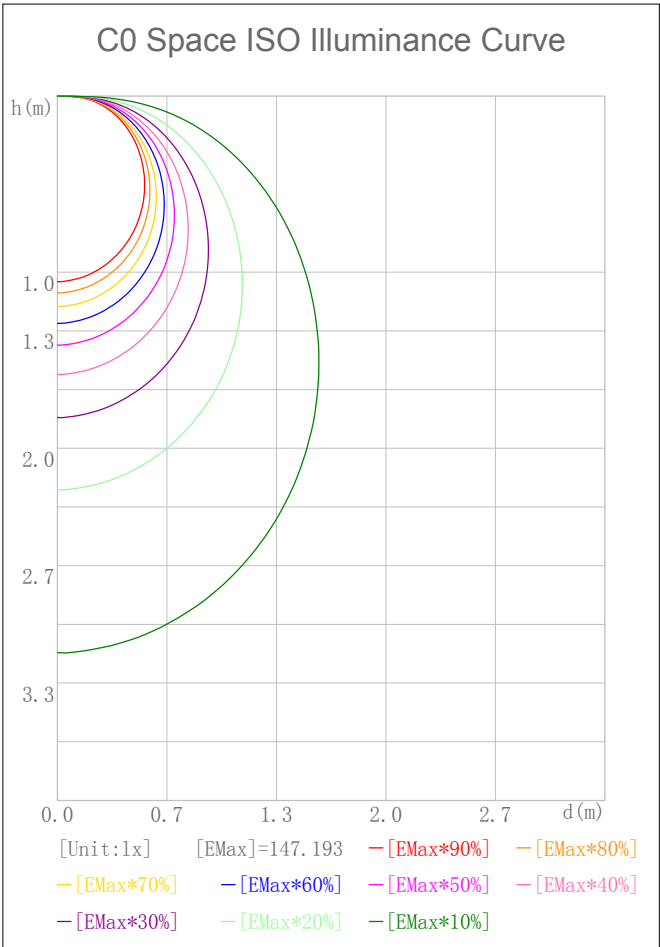
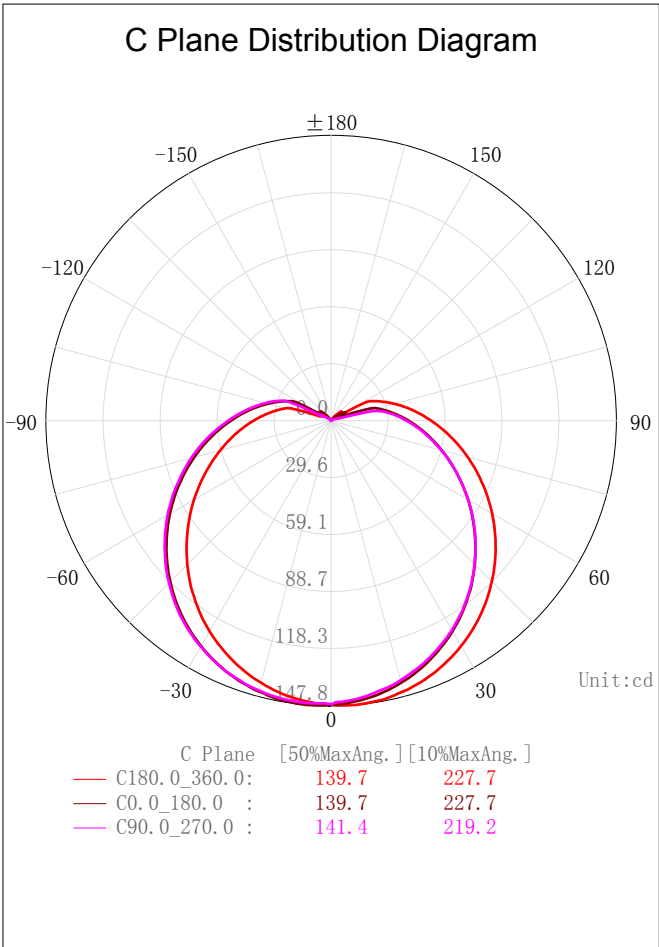
Indoor Luminaire Photometric Data

Description Information

Luminary Name:WL02-09-XX-03 3000K RA90 150D		Lum. Catalog:	Test ID: 01
Lamp Name:		Lamp Catalog: LED	Test Date: 2022/02/21
Manufacture: Shenzhen Norming Lightin		Shld. Ang(°):	Test Machine:GON-2000
Test Lab: Quality Department		Frequency (Hz):	Lamp CCT (K): Ra:
Lum. Size (W*L*H):0.100m*0.000m*-0.100m		Lum. Area (m2):0.063	Lum. W (kg): 0.000
Test System: C, γ	Test Step: C=90.0 γ=1.0	Temp. (°C): 25	Humidity(%):

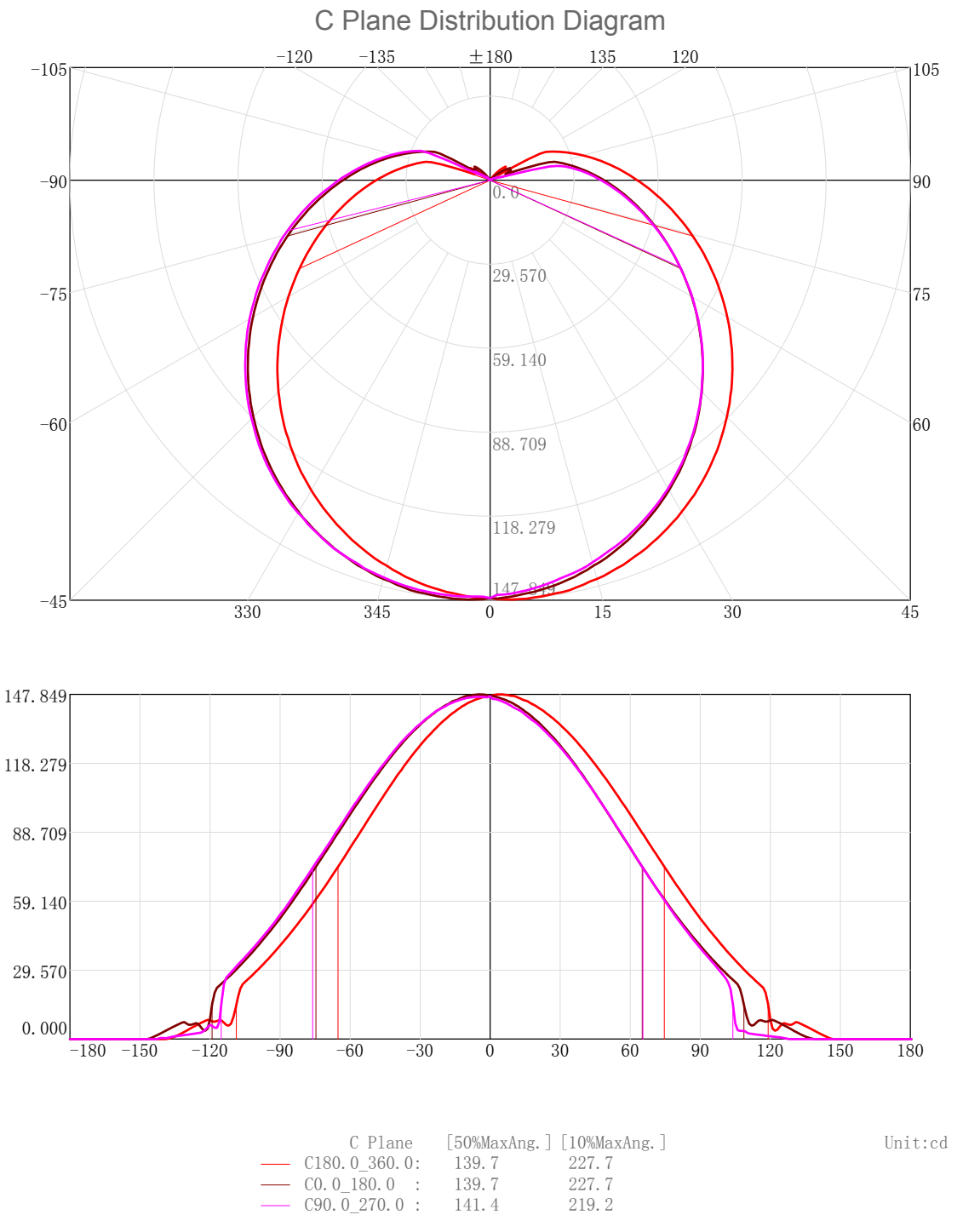
Character Parameter

Lamp Speciality Parameter		Luminaire Speciality Parameter	
Rated Flux(lm): 665.590	Luminary Flux(lm): 665.587	Field Angle(10%Imax): 227.7(°)	
Rated Power(W):	Luminary Efficiency: 100.00%	Down Lumens&Percent: 577.029lm 86.69%	
Rated Voltage(V):	Luminary EER(lm/W): 76.654	Up Lumens&Percent: 88.558lm 13.31%	
Tested Power(W): 8.683	Max. Candela(cd): 147.849	S/MH: C0_a180=1.322 C90_270=1.321	
Lamps' Inside: 1	Max Cand@Ang. (°): C=180.0 γ=5.0	CIE Type: General Diffuse	
Tested Electrics (V, A, pf):241.3, 0.040	Beam Angle(50%Imax): 139.7(°)	ErP ϕ use(120°): 367.734lm	
Lamp Size (W*L*H):0.100m*0.000m*-0.100m	Left=-65.1°, Right=74.6°	IRF(%): 101.429	



2D Plane Light Intensity Distribution Curve

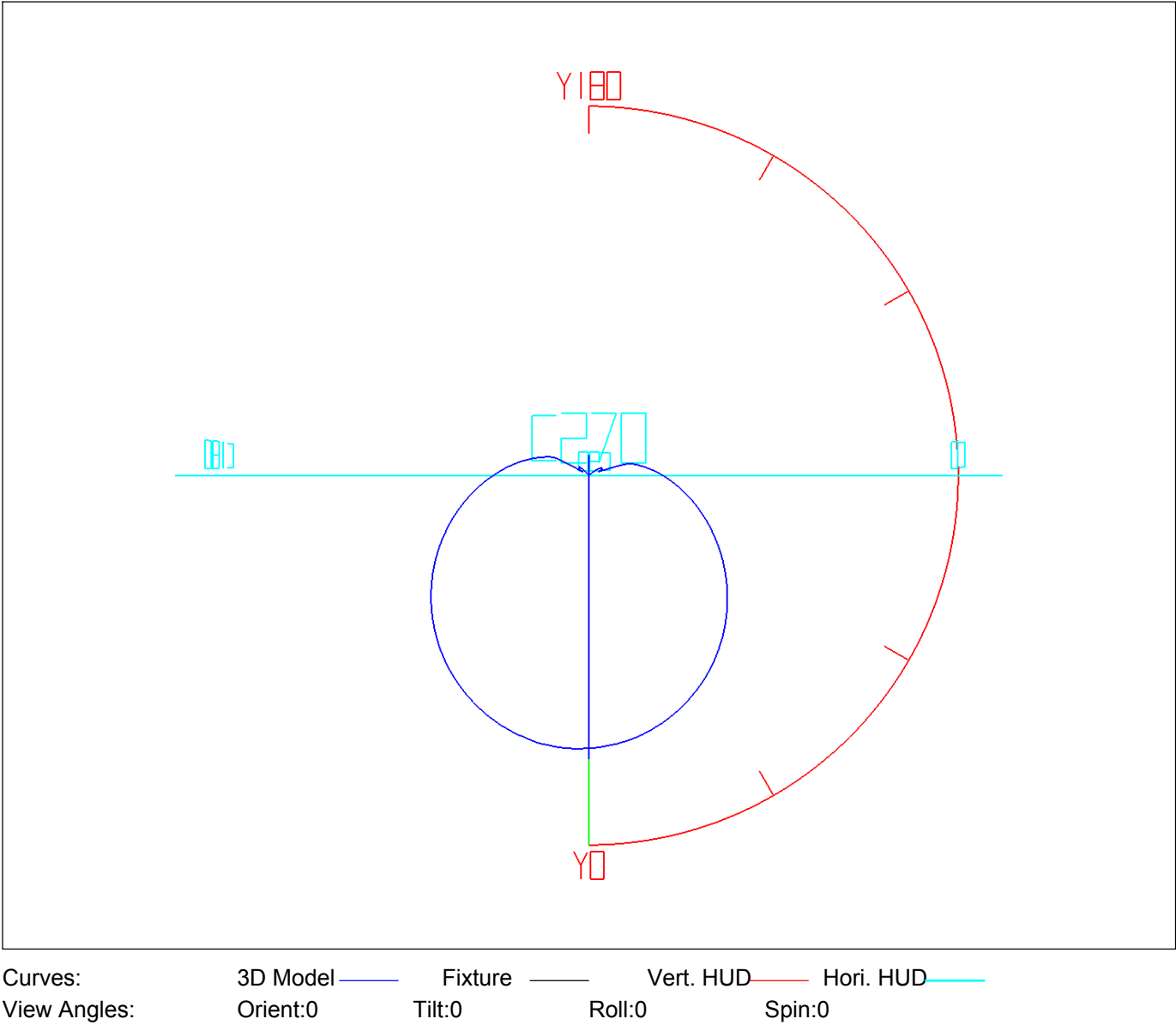
Lum. Name: WL02-09-XX-03 3000K RA90 150D	Lum. Catalog:	Test ID: 01
Lamp Name:	Lamp Catalog: LED	Test Lab: Quality Department
Manufacture: Shenzhen Norming Lightin	Test Machine:GON-2000	Test Date: 2022/02/21



3D Light Intensity Distribution Modal

Lum. Name: WL02-09-XX-03 3000K RA90 150D	Lum. Catelog:	Test ID: 01
Lamp Name:	Lamp Catelog: LED	Test Lab: Quality Department
Manufacture: Shenzhen Norming Lightin	Test Machine:GON-2000	Test Date: 2022/02/21

3D Light Intensity Distribution Modal



IES Indoor Report

Photometric Filename:WL02-09-XX-03 3000K RA90 150D.IES

Zonal Flux Tabulation

Zone(γ)	Zone Flux (lm)	Sums Flux (lm)	Zone%Lamp	Sums%Lamp	Zone(γ)	Zone Flux (lm)	Sums Flux (lm)	Zone%Lamp	Sums%Lamp
0.0-1.0	0.14	0.14	0.02	0.02	47.0-48.0	8.75	263.47	1.31	39.58
1.0-2.0	0.42	0.56	0.06	0.08	48.0-49.0	8.77	272.24	1.32	40.90
2.0-3.0	0.70	1.26	0.11	0.19	49.0-50.0	8.78	281.02	1.32	42.22
3.0-4.0	0.98	2.25	0.15	0.34	50.0-51.0	8.79	289.81	1.32	43.54
4.0-5.0	1.26	3.51	0.19	0.53	51.0-52.0	8.79	298.60	1.32	44.86
5.0-6.0	1.54	5.04	0.23	0.76	52.0-53.0	8.78	307.38	1.32	46.18
6.0-7.0	1.81	6.86	0.27	1.03	53.0-54.0	8.76	316.14	1.32	47.50
7.0-8.0	2.09	8.94	0.31	1.34	54.0-55.0	8.74	324.87	1.31	48.81
8.0-9.0	2.36	11.30	0.35	1.70	55.0-56.0	8.71	333.58	1.31	50.12
9.0-10.0	2.63	13.93	0.39	2.09	56.0-57.0	8.67	342.26	1.30	51.42
10.0-11.0	2.89	16.82	0.43	2.53	57.0-58.0	8.63	350.89	1.30	52.72
11.0-12.0	3.15	19.97	0.47	3.00	58.0-59.0	8.59	359.48	1.29	54.01
12.0-13.0	3.41	23.38	0.51	3.51	59.0-60.0	8.53	368.01	1.28	55.29
13.0-14.0	3.67	27.05	0.55	4.06	60.0-61.0	8.47	376.48	1.27	56.56
14.0-15.0	3.92	30.97	0.59	4.65	61.0-62.0	8.40	384.88	1.26	57.83
15.0-16.0	4.17	35.14	0.63	5.28	62.0-63.0	8.33	393.21	1.25	59.08
16.0-17.0	4.41	39.54	0.66	5.94	63.0-64.0	8.25	401.46	1.24	60.32
17.0-18.0	4.65	44.19	0.70	6.64	64.0-65.0	8.17	409.63	1.23	61.54
18.0-19.0	4.88	49.07	0.73	7.37	65.0-66.0	8.09	417.72	1.21	62.76
19.0-20.0	5.11	54.18	0.77	8.14	66.0-67.0	7.99	425.71	1.20	63.96
20.0-21.0	5.33	59.51	0.80	8.94	67.0-68.0	7.89	433.60	1.19	65.15
21.0-22.0	5.55	65.06	0.83	9.77	68.0-69.0	7.79	441.40	1.17	66.32
22.0-23.0	5.76	70.82	0.87	10.64	69.0-70.0	7.69	449.09	1.16	67.47
23.0-24.0	5.97	76.79	0.90	11.54	70.0-71.0	7.59	456.68	1.14	68.61
24.0-25.0	6.16	82.95	0.93	12.46	71.0-72.0	7.48	464.16	1.12	69.74
25.0-26.0	6.36	89.31	0.95	13.42	72.0-73.0	7.36	471.52	1.11	70.84
26.0-27.0	6.54	95.85	0.98	14.40	73.0-74.0	7.24	478.76	1.09	71.93
27.0-28.0	6.72	102.57	1.01	15.41	74.0-75.0	7.13	485.89	1.07	73.00
28.0-29.0	6.90	109.47	1.04	16.45	75.0-76.0	7.00	492.89	1.05	74.05
29.0-30.0	7.06	116.53	1.06	17.51	76.0-77.0	6.88	499.77	1.03	75.09
30.0-31.0	7.22	123.75	1.09	18.59	77.0-78.0	6.75	506.52	1.01	76.10
31.0-32.0	7.37	131.13	1.11	19.70	78.0-79.0	6.62	513.14	0.99	77.10
32.0-33.0	7.52	138.64	1.13	20.83	79.0-80.0	6.49	519.62	0.97	78.07
33.0-34.0	7.66	146.30	1.15	21.98	80.0-81.0	6.36	525.98	0.95	79.02
34.0-35.0	7.79	154.09	1.17	23.15	81.0-82.0	6.22	532.20	0.93	79.96
35.0-36.0	7.91	161.99	1.19	24.34	82.0-83.0	6.09	538.29	0.91	80.87
36.0-37.0	8.02	170.01	1.20	25.54	83.0-84.0	5.95	544.24	0.89	81.77
37.0-38.0	8.13	178.14	1.22	26.76	84.0-85.0	5.81	550.05	0.87	82.64
38.0-39.0	8.22	186.36	1.24	28.00	85.0-86.0	5.67	555.73	0.85	83.49
39.0-40.0	8.32	194.68	1.25	29.25	86.0-87.0	5.53	561.26	0.83	84.33
40.0-41.0	8.40	203.07	1.26	30.51	87.0-88.0	5.40	566.66	0.81	85.14
41.0-42.0	8.47	211.54	1.27	31.78	88.0-89.0	5.26	571.91	0.79	85.93
42.0-43.0	8.53	220.08	1.28	33.07	89.0-90.0	5.12	577.03	0.77	86.69
43.0-44.0	8.59	228.67	1.29	34.36	90.0-91.0	4.98	582.01	0.75	87.44
44.0-45.0	8.64	237.31	1.30	35.65	91.0-92.0	4.84	586.85	0.73	88.17
45.0-46.0	8.68	246.00	1.30	36.96	92.0-93.0	4.70	591.55	0.71	88.88
46.0-47.0	8.72	254.72	1.31	38.27	93.0-94.0	4.57	596.12	0.69	89.56

IES Indoor Report

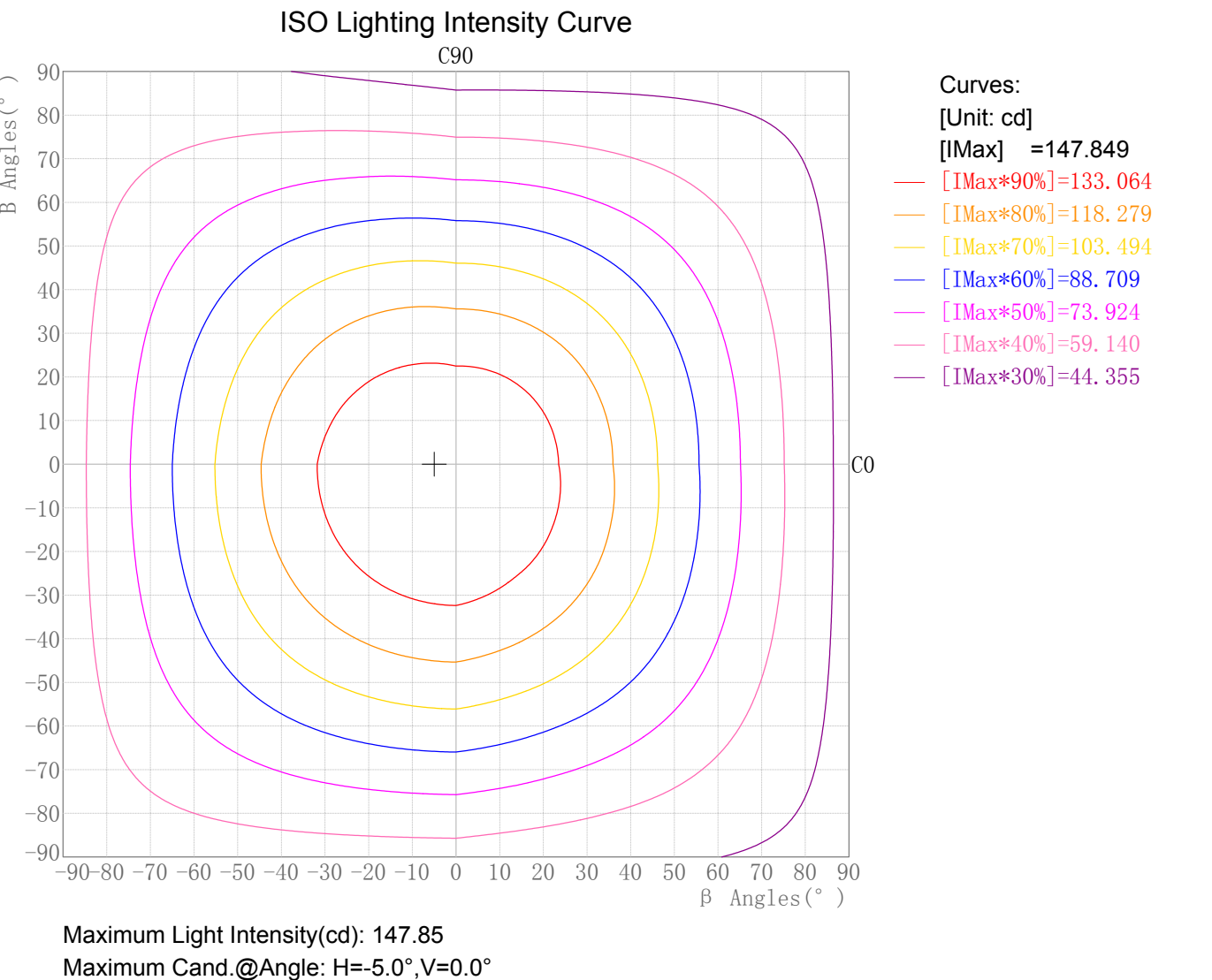
Photometric Filename:WL02-09-XX-03 3000K RA90 150D.IES

Zonal Flux Tabulation - (Cont.)

Zone(γ)	Zone Flux (lm)	Sums Flux (lm)	Zone%Lamp	Sums%Lamp	Zone(γ)	Zone Flux (lm)	Sums Flux (lm)	Zone%Lamp	Sums%Lamp
94.0-95.0	4.43	600.56	0.67	90.23	141.0-142.0	0.04	665.51	0.01	99.99
95.0-96.0	4.30	604.86	0.65	90.88	142.0-143.0	0.03	665.55	0.00	99.99
96.0-97.0	4.16	609.02	0.63	91.50	143.0-144.0	0.02	665.57	0.00	100.00
97.0-98.0	4.03	613.04	0.60	92.11	144.0-145.0	0.01	665.58	0.00	100.00
98.0-99.0	3.89	616.93	0.58	92.69	145.0-146.0	0.01	665.59	0.00	100.00
99.0-100.0	3.76	620.69	0.56	93.25	146.0-147.0	0.00	665.59	0.00	100.00
100.0-101.0	3.62	624.31	0.54	93.80	147.0-148.0	0.00	665.59	0.00	100.00
101.0-102.0	3.48	627.79	0.52	94.32	148.0-149.0	0.00	665.59	0.00	100.00
102.0-103.0	3.32	631.11	0.50	94.82	149.0-150.0	0.00	665.59	0.00	100.00
103.0-104.0	3.10	634.21	0.47	95.29	150.0-151.0	0.00	665.59	0.00	100.00
104.0-105.0	2.80	637.02	0.42	95.71	151.0-152.0	0.00	665.59	0.00	100.00
105.0-106.0	2.57	639.58	0.39	96.09	152.0-153.0	0.00	665.59	0.00	100.00
106.0-107.0	2.42	642.00	0.36	96.46	153.0-154.0	0.00	665.59	0.00	100.00
107.0-108.0	2.27	644.27	0.34	96.80	154.0-155.0	0.00	665.59	0.00	100.00
108.0-109.0	2.10	646.37	0.31	97.11	155.0-156.0	0.00	665.59	0.00	100.00
109.0-110.0	1.91	648.28	0.29	97.40	156.0-157.0	0.00	665.59	0.00	100.00
110.0-111.0	1.74	650.02	0.26	97.66	157.0-158.0	0.00	665.59	0.00	100.00
111.0-112.0	1.62	651.64	0.24	97.90	158.0-159.0	0.00	665.59	0.00	100.00
112.0-113.0	1.55	653.19	0.23	98.14	159.0-160.0	0.00	665.59	0.00	100.00
113.0-114.0	1.48	654.67	0.22	98.36	160.0-161.0	0.00	665.59	0.00	100.00
114.0-115.0	1.34	656.01	0.20	98.56	161.0-162.0	0.00	665.59	0.00	100.00
115.0-116.0	1.11	657.12	0.17	98.73	162.0-163.0	0.00	665.59	0.00	100.00
116.0-117.0	0.94	658.06	0.14	98.87	163.0-164.0	0.00	665.59	0.00	100.00
117.0-118.0	0.85	658.91	0.13	99.00	164.0-165.0	0.00	665.59	0.00	100.00
118.0-119.0	0.77	659.68	0.12	99.11	165.0-166.0	0.00	665.59	0.00	100.00
119.0-120.0	0.64	660.32	0.10	99.21	166.0-167.0	0.00	665.59	0.00	100.00
120.0-121.0	0.51	660.82	0.08	99.28	167.0-168.0	0.00	665.59	0.00	100.00
121.0-122.0	0.41	661.24	0.06	99.35	168.0-169.0	0.00	665.59	0.00	100.00
122.0-123.0	0.37	661.61	0.06	99.40	169.0-170.0	0.00	665.59	0.00	100.00
123.0-124.0	0.36	661.96	0.05	99.46	170.0-171.0	0.00	665.59	0.00	100.00
124.0-125.0	0.36	662.32	0.05	99.51	171.0-172.0	0.00	665.59	0.00	100.00
125.0-126.0	0.35	662.68	0.05	99.56	172.0-173.0	0.00	665.59	0.00	100.00
126.0-127.0	0.33	663.00	0.05	99.61	173.0-174.0	0.00	665.59	0.00	100.00
127.0-128.0	0.30	663.30	0.04	99.66	174.0-175.0	0.00	665.59	0.00	100.00
128.0-129.0	0.27	663.58	0.04	99.70	175.0-176.0	0.00	665.59	0.00	100.00
129.0-130.0	0.26	663.83	0.04	99.74	176.0-177.0	0.00	665.59	0.00	100.00
130.0-131.0	0.25	664.09	0.04	99.77	177.0-178.0	0.00	665.59	0.00	100.00
131.0-132.0	0.24	664.33	0.04	99.81	178.0-179.0	0.00	665.59	0.00	100.00
132.0-133.0	0.22	664.54	0.03	99.84	179.0-180.0	0.00	665.59	0.00	100.00
133.0-134.0	0.19	664.73	0.03	99.87					
134.0-135.0	0.17	664.90	0.02	99.90					
135.0-136.0	0.14	665.04	0.02	99.92					
136.0-137.0	0.12	665.17	0.02	99.94					
137.0-138.0	0.10	665.27	0.01	99.95					
138.0-139.0	0.08	665.35	0.01	99.96					
139.0-140.0	0.07	665.41	0.01	99.97					
140.0-141.0	0.06	665.47	0.01	99.98					

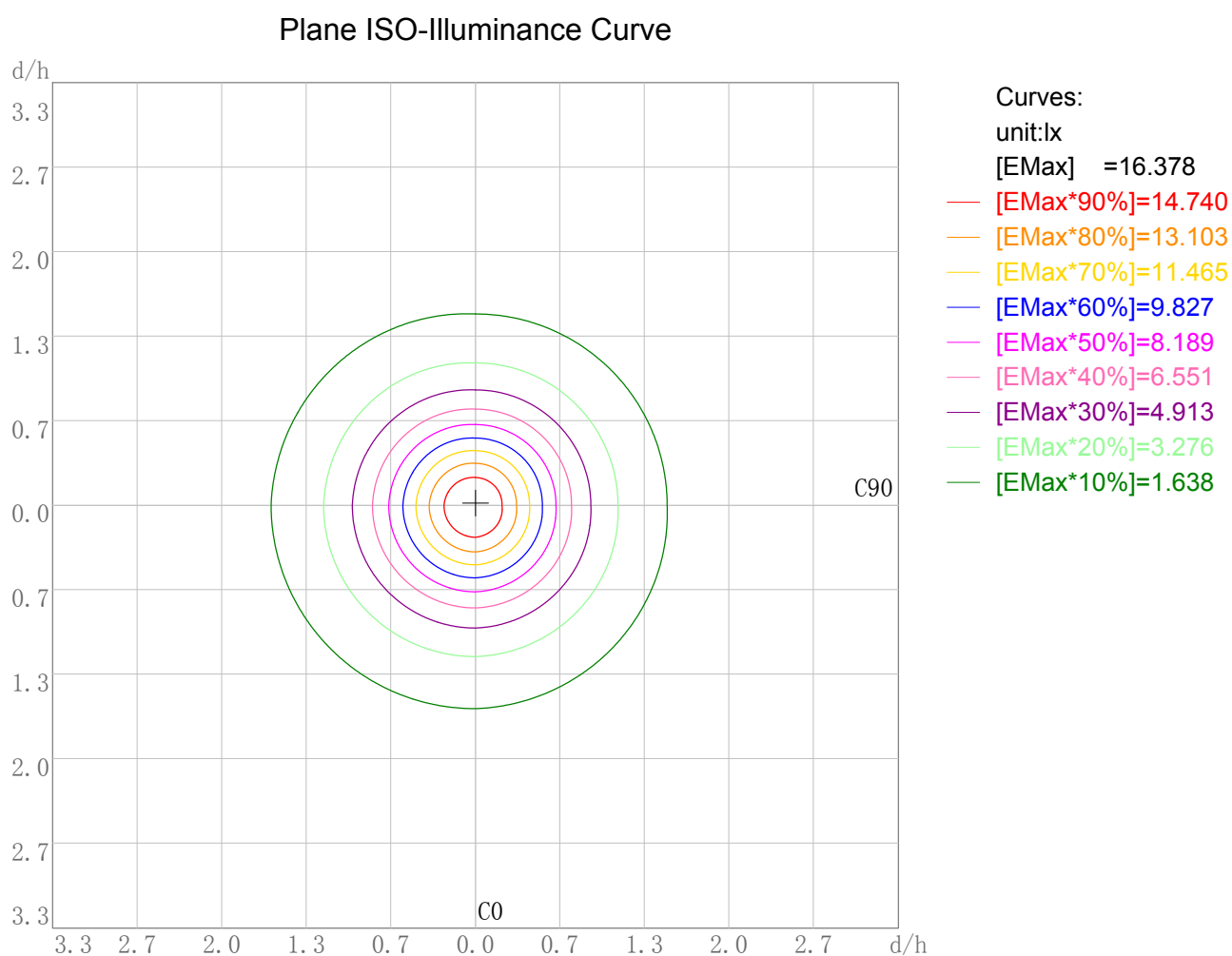
Rectangle ISO Lighting Intensity Diagram

Lum. Name: WL02-09-XX-03 3000K RA90 150D	Lum. Catalog:	Test ID: 01
Lamp Name:	Lamp Catalog: LED	Test Lab: Quality Department
Manufacture: Shenzhen Norming Lightin	Test Machine:GON-2000	Test Date: 2022/02/21



**Photometric Filename:WL02-09-XX-03 3000K RA90 150D.IES**

Lum. Name: WL02-09-XX-03 3000K RA90 150D	Lum. Catalog:	Test ID: 01
Lamp Name:	Lamp Catalog: LED	Test Lab: Quality Department
Manufacture: Shenzhen Norming Lightin	Test Machine:GON-2000	Test Date: 2022/02/21

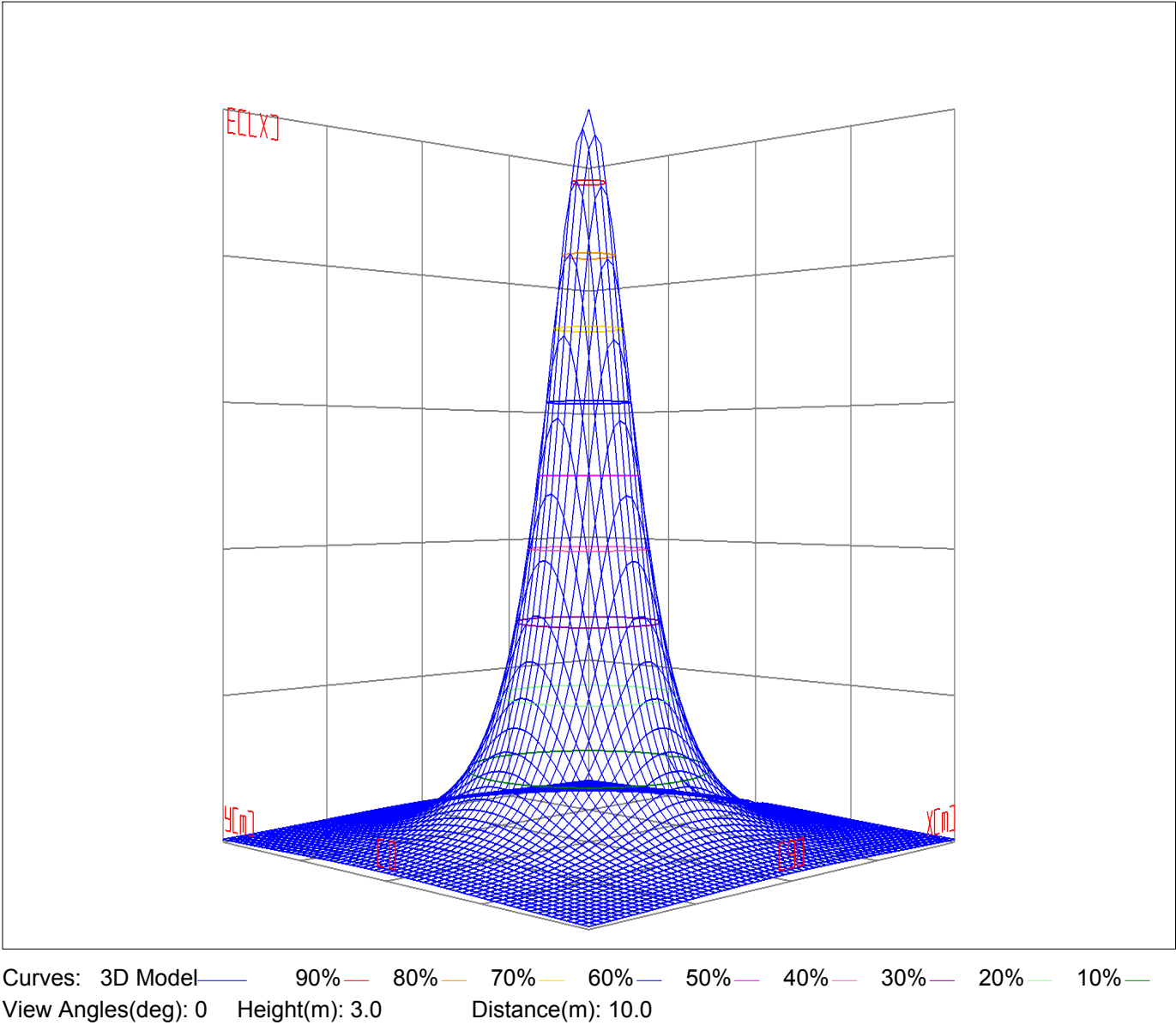


Working Plane Luminaire Mounting Height(m): 3.00  
Working Plane Maximum Illuminance(lx): 16.38  
Working Plane Maximum Illuminance Position(d/h):H0.0 V-0.0

3D Plane ISO Illuminance Diagram

Lum. Name: WL02-09-XX-03 3000K RA90 150D	Lum. Catelog:	Test ID: 01
Lamp Name:	Lamp Catelog: LED	Test Lab: Quality Department
Manufacture: Shenzhen Norming Lightin	Test Machine:GON-2000	Test Date: 2022/02/21

3D Plane Illuminance Modal

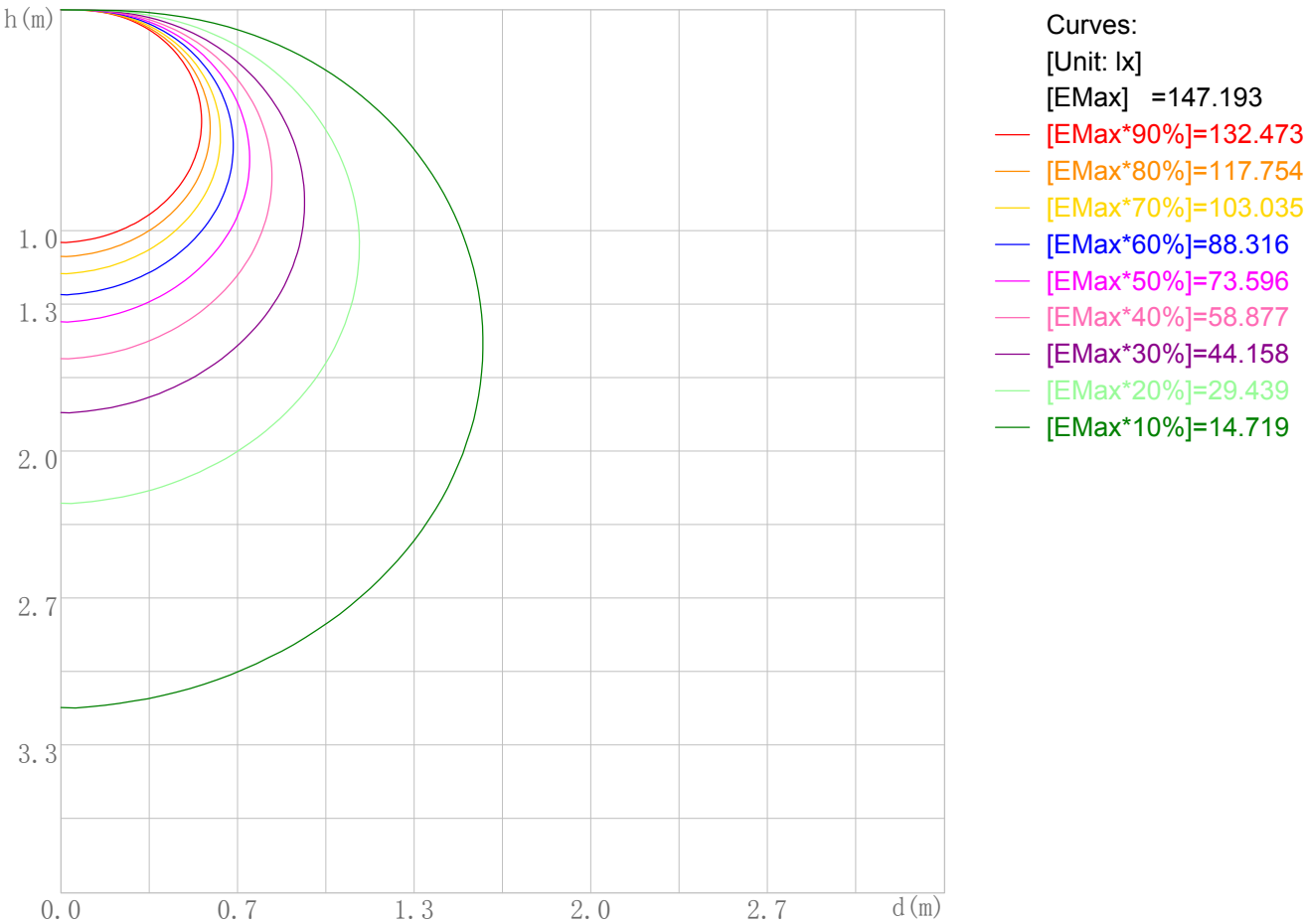




Space ISO Illuminance Diagram

Lum. Name: WL02-09-XX-03 3000K RA90 150D	Lum. Catelog:	Test ID: 01
Lamp Name:	Lamp Catelog: LED	Test Lab: Quality Department
Manufacture: Shenzhen Norming Lightin	Test Machine:GON-2000	Test Date: 2022/02/21

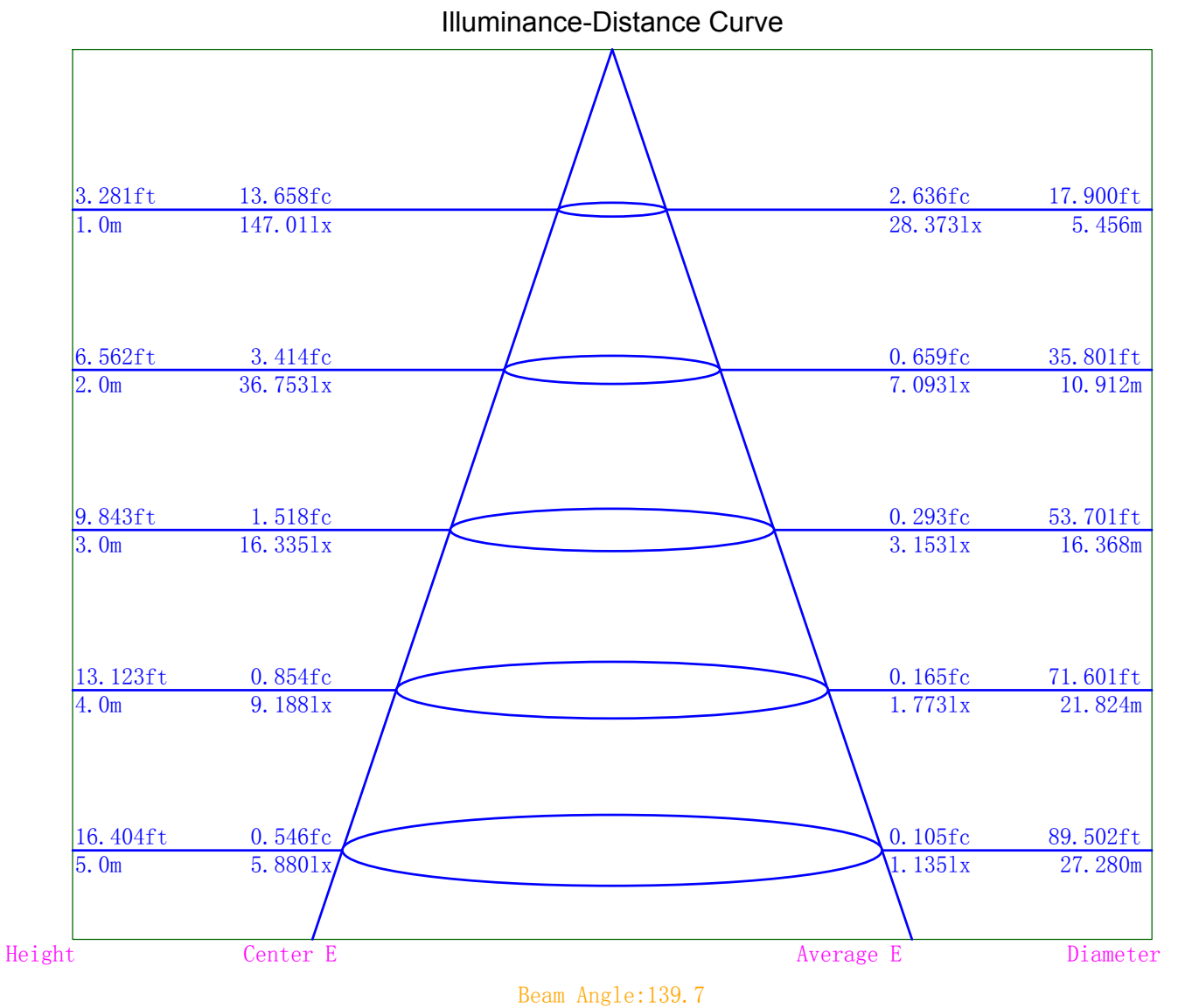
Space ISO Illuminance Curve



Space Plane Maximum Illuminance and @Angle:147.19lx,1.0deg  
Plane Maximum Lighting Intensity and @Angle:147.260cd,0deg

Illuminance-Distance Diagram

Lum. Name: WL02-09-XX-03 3000K RA90 150D	Lum. Catelog:	Test ID: 01
Lamp Name:	Lamp Catelog: LED	Test Lab: Quality Department
Manufacture: Shenzhen Norming Lightin	Test Machine:GON-2000	Test Date: 2022/02/21



Indoor Luminance Limiting Curves

Lum. Name: WL02-09-XX-03 3000K RA90 150D	Lum. Catalog:	Test ID: 01
Lamp Name:	Lamp Catalog: LED	Test Lab: Quality Department
Manufacture: Shenzhen Norming Lightin	Test Machine:GON-2000	Test Date: 2022/02/21

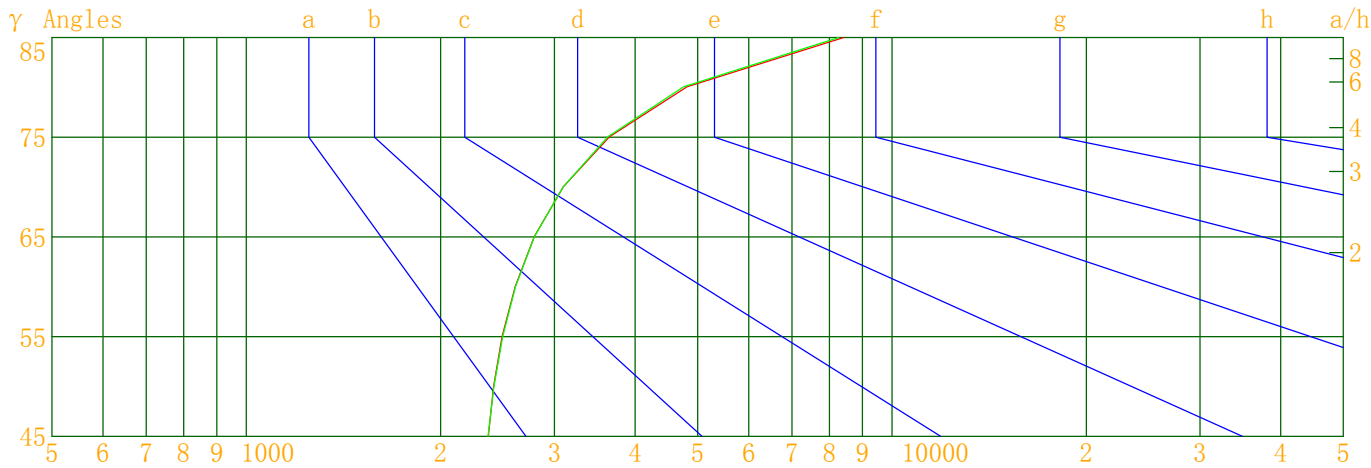
Glare Grade Table

GI	Quality	Using Illuminance							
1.15	A	2000	1000	500	<=300				
1.5	B		2000	1000	500	<=300			
1.85	C			2000	1000	500	<=300		
2.2	D				2000	1000	500	<=300	
2.55	E	a				2000	1000	500	<=300
			b	c	d	e	f	g	h

Luminance Table

Gama(deg)	45	50	55	60	65	70	75	80	85
C0	2370	2416	2490	2609	2792	3098	3651	4814	8419
C90	2367	2418	2496	2612	2794	3098	3632	4757	8274

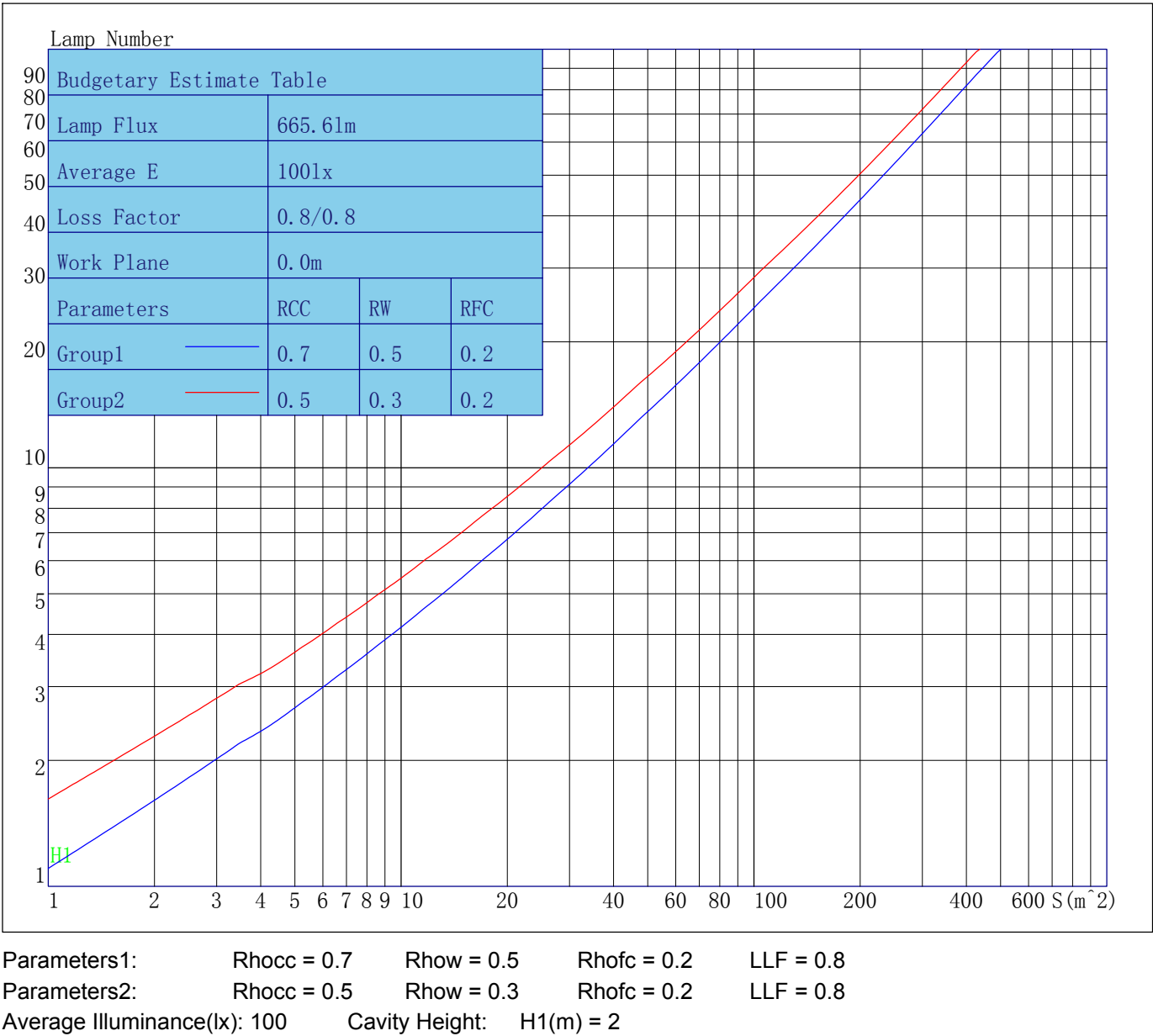
Luminance Limiting Curve



Luminous Size: Length(m)=0.000 Width(m)=-0.100 Height(m)=-0.100 Area(m^2)=0.062832  
Luminous Type: Without Luminous Side  
Luminous Curves: C0-C180 Color: C90-C270 Color:

Indoor Budgetary Estimate Table

Lum. Name: WL02-09-XX-03 3000K RA90 150D	Lum. Catalog:	Test ID: 01
Lamp Name:	Lamp Catalog: LED	Test Lab: Quality Department
Manufacture: Shenzhen Norming Lightin	Test Machine:GON-2000	Test Date: 2022/02/21



Indoor Coefficient of Utilization Table

Lum. Name: WL02-09-XX-03 3000K RA90 150D	Lum. Catelog:	Test ID: 01
Lamp Name:	Lamp Catelog: LED	Test Lab: Quality Department
Manufacture: Shenzhen Norming Lightin	Test Machine:GON-2000	Test Date: 2022/02/21

Coefficients of Utilization - Zonal Cavity Method																		
Coef.	Effective Floor Cavity Reflectance RFC=0.20																	
RhoCC (%)	80				70				50			30			10			0
RhoW (%)	70	50	30	10	70	50	30	10	50	30	10	50	30	10	50	30	10	0
RCR	Coefficient of Utilization(%)																	
0	116	116	116	116	112	112	112	112	104	104	104	96	96	96	90	90	90	87
1	102	96	90	85	98	92	87	82	85	81	77	79	76	73	73	71	68	65
2	91	82	73	67	87	79	71	65	73	67	61	67	62	58	62	58	55	51
3	83	71	61	54	79	68	59	53	63	56	50	58	52	47	54	49	45	42
4	75	62	52	45	72	60	51	44	55	48	42	51	45	40	48	42	38	35
5	69	55	45	38	66	53	44	37	49	41	35	46	39	34	43	37	32	30
6	63	49	40	33	60	47	39	32	44	36	31	41	35	29	38	33	28	26
7	59	44	35	29	56	43	34	28	40	32	27	37	31	26	35	29	25	22
8	54	40	31	25	52	39	31	25	37	29	24	34	28	23	32	26	22	20
9	51	37	28	23	49	36	28	22	34	26	21	31	25	20	30	24	20	18
10	48	34	26	20	46	33	25	20	31	24	19	29	23	18	27	22	18	16

Unified Glare Rating Table

Lum. Name: WL02-09-XX-03 3000K RA90 150D	Lum. Catelog:	Test ID: 01
Lamp Name:	Lamp Catelog: LED	Test Lab: Quality Department
Manufacture: Shenzhen Norming Lightin	Test Machine:GON-2000	Test Date: 2022/02/21

Unified Glare Rating Table

Ceiling RCC	0.70	0.70	0.50	0.50	0.30	0.70	0.70	0.50	0.50	0.30
Wall RW	0.50	0.30	0.50	0.30	0.30	0.50	0.30	0.50	0.30	0.30
Floor RFC	0.20	0.20	0.20	0.20	0.20	0.20	0.20	0.20	0.20	0.20
Room Size	Vewed crosswise					Vewed endwise				
X=2H    Y=2H	14.3	15.8	14.8	16.3	17.0	14.3	15.8	14.8	16.3	16.9
	16.7	18.1	17.3	18.6	19.3	16.7	18.0	17.2	18.6	19.3
	18.0	19.3	18.6	19.9	20.5	18.0	19.3	18.6	19.9	20.5
	19.4	20.6	20.0	21.2	21.9	19.4	20.6	20.0	21.2	21.9
	20.2	21.4	20.8	22.0	22.7	20.1	21.3	20.7	21.9	22.6
	21.1	22.2	21.7	22.8	23.5	21.0	22.1	21.6	22.8	23.5
X=4H    Y=2H	15.3	16.6	15.9	17.2	17.9	15.3	16.6	15.9	17.2	17.8
	17.9	19.1	18.5	19.7	20.4	17.9	19.0	18.5	19.7	20.4
	19.4	20.4	20.0	21.1	21.8	19.4	20.4	20.0	21.0	21.8
	21.0	21.9	21.6	22.6	23.3	21.0	21.9	21.6	22.5	23.3
	21.9	22.7	22.5	23.4	24.2	21.8	22.7	22.5	23.3	24.1
	22.9	23.7	23.5	24.4	25.1	22.8	23.6	23.5	24.3	25.0
X=8H    Y=4H	20.1	21.0	20.7	21.6	22.4	20.1	20.9	20.7	21.6	22.3
	22.0	22.7	22.6	23.4	24.3	21.9	22.7	22.6	23.4	24.3
	23.0	23.7	23.7	24.4	25.2	23.0	23.7	23.6	24.3	25.1
	24.3	24.9	24.9	25.6	26.4	24.2	24.8	24.9	25.5	26.3
X=12H    Y=4H	20.3	21.1	21.0	21.8	22.5	20.3	21.1	20.9	21.7	22.5
	22.3	23.0	23.0	23.6	24.4	22.2	22.9	22.9	23.6	24.4
	23.4	24.1	24.1	24.7	25.6	23.4	24.0	24.1	24.7	25.5
Variations with the objverver position at spacings										
S=1.0H	0.1/-0.1					0.1/-0.1				
S=1.5H	0.1/-0.2					0.1/-0.2				
S=2.0H	0.1/-0.1					0.1/-0.1				
Reduced UGR Table:										
Nordic Standard Table:	BK0					BK0				
Correction Value	5.6					5.6				

o the CIE Pub.117, data has been corrected, refers to the lamp’s lumens 8.2flm.

Candela Tabulation

V/H	C0.0	C90.0	C180.0	C270.0
γ 0.0	147.01	147.01	147.01	147.01
γ 1.0	147.26	145.95	147.47	146.60
γ 2.0	146.93	145.85	147.63	146.61
γ 3.0	146.68	145.64	147.77	146.69
γ 4.0	146.32	145.30	147.78	146.82
γ 5.0	145.96	144.95	147.85	146.80
γ 6.0	145.71	144.48	147.67	146.79
γ 7.0	145.26	144.05	147.63	146.71
γ 8.0	144.83	143.49	147.42	146.59
γ 9.0	144.41	142.95	147.21	146.46
γ 10.0	143.86	142.28	147.18	146.31
γ 11.0	143.26	141.77	146.93	146.04
γ 12.0	142.71	141.30	146.47	145.81
γ 13.0	141.94	140.72	146.05	145.47
γ 14.0	141.31	140.08	145.49	145.10
γ 15.0	140.46	139.19	145.25	144.73
γ 16.0	139.85	138.42	144.90	144.34
γ 17.0	139.10	137.62	144.27	143.94
γ 18.0	138.23	136.82	143.73	143.55
γ 19.0	137.34	136.14	143.26	142.80
γ 20.0	136.47	135.34	142.61	142.31
γ 21.0	135.60	134.47	141.88	141.84
γ 22.0	134.60	133.52	141.32	141.26
γ 23.0	133.54	132.57	140.68	140.77
γ 24.0	132.59	131.58	139.80	140.03
γ 25.0	131.51	130.57	139.09	139.25
γ 26.0	130.44	129.56	138.25	138.41
γ 27.0	129.38	128.51	137.48	137.68
γ 28.0	128.25	127.47	136.57	136.90
γ 29.0	127.11	126.35	135.77	135.84
γ 30.0	125.94	125.25	134.80	135.15
γ 31.0	124.67	124.06	133.84	134.35
γ 32.0	123.47	122.82	132.86	133.45
γ 33.0	122.26	121.59	131.95	132.44
γ 34.0	120.96	120.43	130.87	131.45
γ 35.0	119.58	119.15	129.82	130.50
γ 36.0	118.21	117.67	128.75	129.45
γ 37.0	116.92	116.44	127.67	128.36
γ 38.0	115.38	115.16	126.47	127.38
γ 39.0	114.17	113.78	125.31	126.19
γ 40.0	112.77	112.37	124.19	125.00
γ 41.0	111.25	110.97	122.95	123.86
γ 42.0	109.79	109.50	121.65	122.52
γ 43.0	108.30	108.13	120.41	121.25
γ 44.0	106.75	106.65	119.06	119.93
γ 45.0	105.32	105.17	117.84	118.70
γ 46.0	103.74	103.60	116.45	117.47

Candela Tabulation - (Cont.)

V/H	C0.0	C90.0	C180.0	C270.0
γ 47.0	102.25	102.11	115.21	116.22
γ 48.0	100.73	100.67	113.73	114.90
γ 49.0	99.19	99.22	112.45	113.51
γ 50.0	97.57	97.67	111.04	112.13
γ 51.0	96.01	96.21	109.59	110.68
γ 52.0	94.48	94.62	108.19	109.32
γ 53.0	92.91	93.04	106.72	107.91
γ 54.0	91.27	91.46	105.27	106.43
γ 55.0	89.74	89.95	103.83	105.00
γ 56.0	88.17	88.41	102.25	103.66
γ 57.0	86.62	86.82	100.89	102.11
γ 58.0	85.11	85.10	99.40	100.79
γ 59.0	83.50	83.61	97.90	99.23
γ 60.0	81.98	82.05	96.35	97.73
γ 61.0	80.35	80.53	94.85	96.24
γ 62.0	78.77	78.81	93.32	94.65
γ 63.0	77.19	77.21	91.75	93.08
γ 64.0	75.69	75.65	90.24	91.65
γ 65.0	74.13	74.18	88.68	90.18
γ 66.0	72.58	72.59	87.18	88.66
γ 67.0	71.13	71.10	85.60	87.02
γ 68.0	69.59	69.50	83.98	85.39
γ 69.0	68.07	68.13	82.53	83.93
γ 70.0	66.58	66.58	80.96	82.48
γ 71.0	65.12	65.04	79.51	80.93
γ 72.0	63.68	63.51	77.97	79.40
γ 73.0	62.23	62.01	76.37	77.89
γ 74.0	60.83	60.50	74.85	76.56
γ 75.0	59.37	59.06	73.32	75.02
γ 76.0	58.02	57.60	71.86	73.51
γ 77.0	56.60	56.13	70.37	71.94
γ 78.0	55.23	54.74	68.85	70.48
γ 79.0	53.86	53.26	67.34	68.95
γ 80.0	52.53	51.91	65.88	67.58
γ 81.0	51.22	50.51	64.47	66.05
γ 82.0	49.92	49.21	62.93	64.58
γ 83.0	48.65	47.88	61.52	63.15
γ 84.0	47.39	46.61	60.15	61.66
γ 85.0	46.10	45.31	58.66	60.18
γ 86.0	44.87	44.00	57.28	58.73
γ 87.0	43.63	42.73	55.92	57.30
γ 88.0	42.47	41.53	54.50	55.88
γ 89.0	41.26	40.25	53.12	54.56
γ 90.0	40.09	39.03	51.74	53.27
γ 91.0	38.94	37.81	50.44	51.97
γ 92.0	37.78	36.70	49.19	50.55
γ 93.0	36.62	35.52	47.91	49.22



Candela Tabulation - (Cont.)

V/H	C0.0	C90.0	C180.0	C270.0
γ 94.0	35.52	34.43	46.65	48.03
γ 95.0	34.44	33.28	45.44	46.76
γ 96.0	33.35	32.10	44.17	45.51
γ 97.0	32.28	30.85	42.99	44.31
γ 98.0	31.27	29.65	41.76	43.13
γ 99.0	30.24	28.45	40.58	41.88
γ 100.0	29.26	27.27	39.42	40.74
γ 101.0	28.26	25.95	38.24	39.56
γ 102.0	27.30	24.18	37.13	38.49
γ 103.0	26.36	21.45	35.97	37.34
γ 104.0	25.42	14.66	34.87	36.25
γ 105.0	24.51	6.66	33.80	35.14
γ 106.0	23.50	3.87	32.70	34.04
γ 107.0	21.64	3.55	31.67	32.99
γ 108.0	17.97	3.53	30.62	31.95
γ 109.0	13.30	3.46	29.58	30.84
γ 110.0	9.39	2.81	28.58	29.72
γ 111.0	6.60	2.41	27.57	28.60
γ 112.0	5.77	2.27	26.64	27.49
γ 113.0	6.07	2.13	25.70	26.38
γ 114.0	7.09	2.01	24.75	23.61
γ 115.0	7.97	1.87	23.82	16.10
γ 116.0	8.15	1.74	22.91	7.36
γ 117.0	7.78	1.61	22.01	4.84
γ 118.0	7.49	1.49	19.95	4.87
γ 119.0	7.57	1.37	15.18	5.69
γ 120.0	8.07	1.25	8.37	6.16
γ 121.0	8.25	1.13	4.45	5.09
γ 122.0	7.83	1.02	3.63	4.04
γ 123.0	7.35	0.89	4.01	3.23
γ 124.0	6.88	0.77	5.25	2.77
γ 125.0	6.36	0.64	6.47	2.61
γ 126.0	5.85	0.43	6.82	2.45
γ 127.0	5.30	0.22	6.50	2.29
γ 128.0	4.77	0.00	6.21	2.15
γ 129.0	4.20	0.00	6.11	2.01
γ 130.0	3.64	0.00	6.69	1.87
γ 131.0	3.09	0.00	7.33	1.74
γ 132.0	2.55	0.00	7.06	1.61
γ 133.0	2.04	0.00	6.61	1.48
γ 134.0	1.56	0.00	6.12	1.35
γ 135.0	1.14	0.00	5.64	1.21
γ 136.0	0.75	0.00	5.14	1.04
γ 137.0	0.42	0.00	4.62	0.85
γ 138.0	0.15	0.00	4.09	0.61
γ 139.0	0.00	0.00	3.56	0.43
γ 140.0	0.00	0.00	3.04	0.47

---

Candela Tabulation - (Cont.)

V/H	C0.0	C90.0	C180.0	C270.0
γ 141.0	0.00	0.00	2.51	0.50
γ 142.0	0.00	0.00	1.99	0.26
γ 143.0	0.00	0.00	1.51	0.00
γ 144.0	0.00	0.00	1.05	0.00
γ 145.0	0.00	0.00	0.60	0.00
γ 146.0	0.00	0.00	0.21	0.00
γ 147.0	0.00	0.00	0.00	0.00
γ 148.0	0.00	0.00	0.00	0.00
γ 149.0	0.00	0.00	0.00	0.00
γ 150.0	0.00	0.00	0.00	0.00
γ 151.0	0.00	0.00	0.00	0.00
γ 152.0	0.00	0.00	0.00	0.00
γ 153.0	0.00	0.00	0.00	0.00
γ 154.0	0.00	0.00	0.00	0.00
γ 155.0	0.00	0.00	0.00	0.00
γ 156.0	0.00	0.00	0.00	0.00
γ 157.0	0.00	0.00	0.00	0.00
γ 158.0	0.00	0.00	0.00	0.00
γ 159.0	0.00	0.00	0.00	0.00
γ 160.0	0.00	0.00	0.00	0.00
γ 161.0	0.00	0.00	0.00	0.00
γ 162.0	0.00	0.00	0.00	0.00
γ 163.0	0.00	0.00	0.00	0.00
γ 164.0	0.00	0.00	0.00	0.00
γ 165.0	0.00	0.00	0.00	0.00
γ 166.0	0.00	0.00	0.00	0.00
γ 167.0	0.00	0.00	0.00	0.00
γ 168.0	0.00	0.00	0.00	0.00
γ 169.0	0.00	0.00	0.00	0.00
γ 170.0	0.00	0.00	0.00	0.00
γ 171.0	0.00	0.00	0.00	0.00
γ 172.0	0.00	0.00	0.00	0.00
γ 173.0	0.00	0.00	0.00	0.00
γ 174.0	0.00	0.00	0.00	0.00
γ 175.0	0.00	0.00	0.00	0.00
γ 176.0	0.00	0.00	0.00	0.00
γ 177.0	0.00	0.00	0.00	0.00
γ 178.0	0.00	0.00	0.00	0.00
γ 179.0	0.00	0.00	0.00	0.00
γ 180.0	0.00	0.00	0.00	0.00